

CA200

一、概述

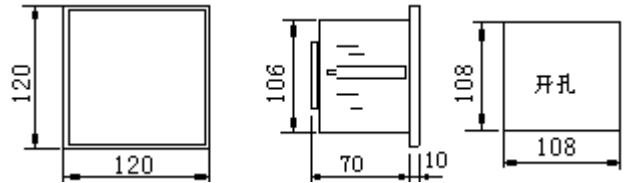
CA200

Q5

LED RS-485 MODBUS
规格和型号 1

	CA203E() CA203Z	CA204E() CA204Z
	A, B, C ABC 5A 1A, kV/100V; 380V, 100V	A, B, C, N 5A 1A, kV/100V/57.7V; 220V
	Ia, Ib, Ic, Uab, Ubc, Uca, Wvar, cos, Hz	Ia, Ib, Ic, Ua, Ub, Uc, Wvar cos, Hz
	485, MODBUS	485, MODBUS
	120x 120x 80	120x 120x 80
	108x 108	108x 108

三. 外形和接线



CA900

一、概述

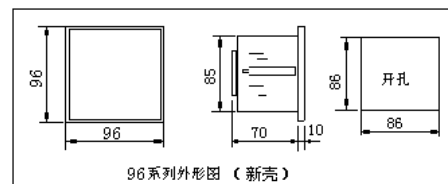
CA900

Q5

LED RS-485 MODBUS
规格和型号 1

	CA903E() CA903Z	CA904E() CA904Z
	A, B, C ABC 5A 1A, kV/100V; 380V, 100V	A, B, C, N 5A 1A, kV/100V/57.7V; 220V
	Ia, Ib, Ic, Uab, Ubc, Uca, Wvar, cos, Hz	Ia, Ib, Ic, Ua, Ub, Uc, Wvar cos, Hz
	485, MODBUS	485, MODBUS
	96×96×80	96×96×80
	86×86	86×86

三. 外形和接线



CA800

一、概述

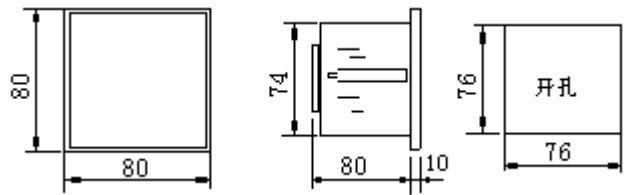
CA800

Q5

LED RS-485 MODBUS
规格和型号 1

	CA803E() CA803Z	CA804E() CA804Z
	A, B, C ABC 5A 1A, kV/100V; 380V, 100V	A, B, C, N 5A 1A, kV/100V/57.7V; 220V
	Ia, Ib, Ic, Uab, Ubc, Uca, Wvar, cos, Hz	Ia, Ib, Ic, Ua, Ub, Uc, Wvar, cos, Hz
	485, MODBUS	485, MODBUS
	80×80×90	80×80×90
	76×76	76×76

三、外形和接线



CA700

一、概述

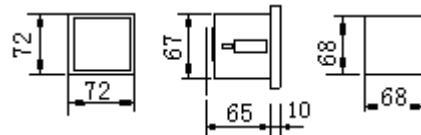
CA700

Q 5

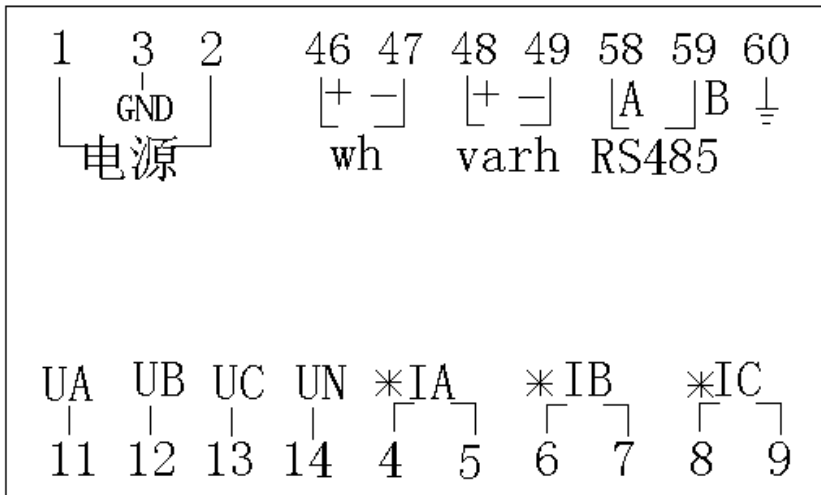
LED RS-485 MODBUS
规格和型号 1

	CA703E() CA703Z	CA704E() CA704Z
	A, B, C ABC 5A 1A, kV/100V; 380V, 100V	A, B, C, N 5A 1A, kV/100V/57.7V; 220V
	I a, I b, I c, Uab, Ubc, Uca, Wvar, cos, Hz	I a, I b, I c, Ua, Ub, Uc, Wvar cos, Hz
	485, MODBUS	485, MODBUS
	72x 72x 90	72x 72x 90
	68x 68	68x 68

四. 外形和接线



●



“*” UN A TXD+ RXD+ B TXD- RXD-
 “varh” “+” “-”
 “varh” “+” “-”

四、性能指标●

2

		CAX00	
		AC100V 220V 380V()	
		1.2	2 /10s
		1VA ()	
		200k	
		AC1A 5A ()	
		1.2	10 /10s
		0.4VA ()	
		20m	
		50 Hz± 2%	
		AC DC 110V/220V	80V-265V
		5VA	
		0.5	

●

($i_{np}/kVA, i_{np}/kvarh$) 3

A	V	3× 100	3× 220	3× 380
1(1.2)		10000	5000	5000
5(6)		2000	1000	1000

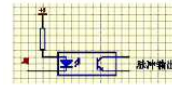
●

3

●

RS-485

9600 4800



MODEBUS

五、用户编程设置

9600/4800

(2s)

(A B C) V123
 (A B C) I123

PCFP

-/C

ph

kvh

qh

kvarh

F

HZ

0.000 999999.999kVh

(A L1 B L2 C L3),

HZ

(A L1 B L2 C L3)

(A L1 B L2 C L3)

(A L1 B L2 C L3)

(A L1 B L2 C L3)

(A L1 B L2 C L3)

(L1 L2 L3)

(999999.999kvh)

(999999.999kvarh)

AC, DC220V

menu

Code 0000 menu

1

1

1001

Ubb menu

1

1

35kV

57.73/100V 220/380V

PT 100V

35kV/100V

" V"

0035

35kV

" kV"

I bb

menu

1

1

100A

	600V/5A	0600	75A/1A	0075	75A
1A	5A				
V	U1 n,	100	380	100V	kv 380v
	S.n	000	nenu	1	1
	065				
			" 003 247"		
	bAud	9600	4800	9600	
9600					
		9600/4800	9600	(data) 1	8 1
	d.r.e	0000	1	1	
	Q.	1001	1	1	1001
	S-d	8888			
10	1	9600/4800BPS			
		0 8	1	1	

- 1
- 2
- 3
- 4.
- 5

AC DC220V

" "