

# CA200

## 一、概述

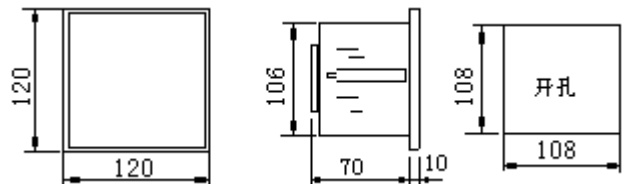
CA200

Q 5

LED RS-485 MODBUS  
规格和型号 1

	CA203E( ) CA203Z	CA204E( ) CA204Z
	A, B, C ABC 5A 1A, kV/100V; 380V, 100V	A, B, C, N 5A 1A, kV/100V/57.7V; 220V
	I a, I b, I c, Uab, Ubc, Uca, Wvar, cos, Hz	I a, I b, I c, Ua, Ub, Uc, Wvar cos, Hz
	485, MODBUS	485, MODBUS
	120x 120x 80	120x 120x 80
	108x 108	108x 108

## 三、外形和接线



# CA900

## 一、概述

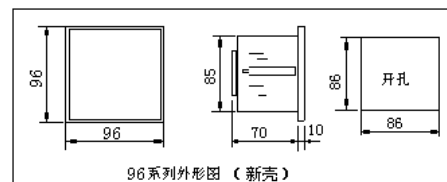
CA900

Q5

LED RS-485 MODBUS  
规格和型号 1

	CA903E( ) CA903Z	CA904E( ) CA904Z
	A, B, C ABC 5A 1A, kV/100V; 380V, 100V	A, B, C, N 5A 1A, kV/100V/57.7V; 220V
	Ia, Ib, Ic, Uab, Ubc, Uca, Wvar, cos, Hz	Ia, Ib, Ic, Ua, Ub, Uc, Wvar cos, Hz
	485, MODBUS	485, MODBUS
	96×96×80	96×96×80
	86×86	86×86

## 三. 外形和接线



# CA800

## 一、概述

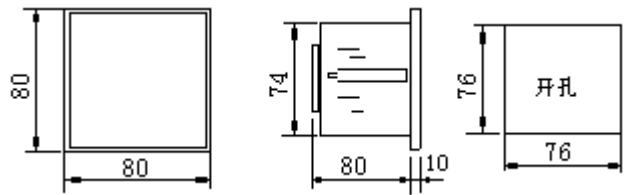
CA800

Q5

LED RS-485 MODBUS  
规格和型号 1

	CA803E( ) CA803Z	CA804E( ) CA804Z
	A, B, C ABC 5A 1A, kV/100V; 380V, 100V	A, B, C, N 5A 1A, kV/100V/57.7V; 220V
	Ia, Ib, Ic, Uab, Ubc, Uca, Wvar, cos, Hz	Ia, Ib, Ic, Ua, Ub, Uc, Wvar cos, Hz
	485, MODBUS	485, MODBUS
	80×80×90	80×80×90
	76×76	76×76

## 三、外形和接线



# CA700

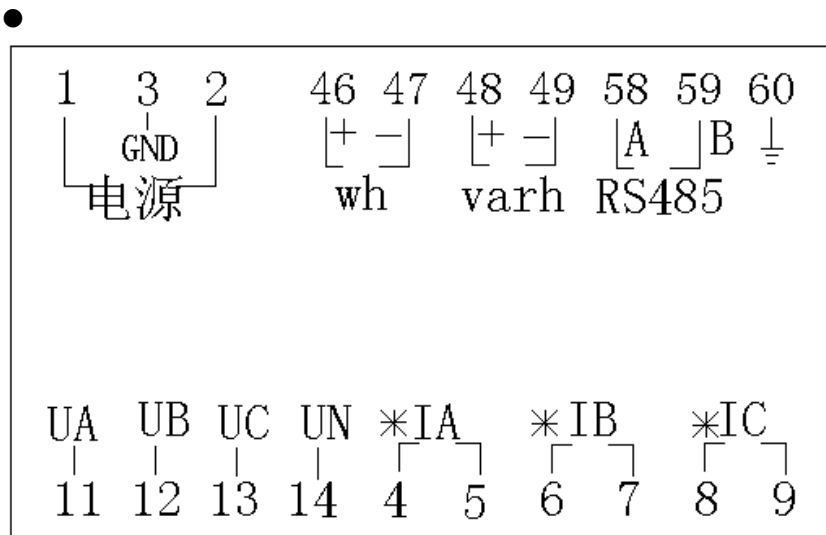
## 一、概述

CA700

Q 5

LED RS-485 MODBUS  
规格和型号 1

	CA703E( ) CA703Z	CA704E( ) CA704Z
	A, B, C ABC 5A 1A, kV/100V; 380V, 100V	A, B, C, N 5A 1A, kV/100V/57.7V; 220V
	I <sub>a</sub> , I <sub>b</sub> , I <sub>c</sub> , U <sub>ab</sub> , U <sub>bc</sub> , U <sub>ca</sub> , W <sub>var</sub> , cos, Hz _____	I <sub>a</sub> , I <sub>b</sub> , I <sub>c</sub> , U <sub>a</sub> , U <sub>b</sub> , U <sub>c</sub> , W <sub>var</sub> cos, Hz _____
	485, MODBUS	485, MODBUS



“\*” UN A TXD+ RXD+ B TXD- RXD-  
 “varh” “+” “-”  
 “varh” “+” “-”

四、性能指标●

2

		CAX00
		AC100V 220V 380V( )
		1.2 2 /10s
		1VA ( )
		200k
		AC1A 5A ( )
		1.2 10 /10s
		0.4VA ( )
		20m
		50 Hz± 2%
	AC DC 110V/220V	80V-265V
	5VA	
		0.5

● (  $i_{np}/kVA, i_{np}/kvarh$  ) 3

A	V	3× 100	3× 220	3× 380
1(1.2)		1000	500	500
5(6)		200	100	100

RS-485

9600 4800

MODEBUS

五、用户编程设置

9600/4800

( 2s)

(A B C ) V123  
(A B C ) I 123

PCFP

-/C

ph

kvh

qh

kvarh

F

HZ

0.000 999999.999kVh

(A L1 B L2 C L3),

HZ

(A L1 B L2 C L3)

(A L1 B L2 C L3)

(A L1 B L2 C L3)

(A L1 B L2 C L3)

(A L1 B L2 C L3)

( L1 L2 L3)

(999999.999kvh)

(999999.999kvarh)

AC, DC220V

menu

Code 0000 menu  
1001

1

1

Ubb menu

1

1

	600V/5A	0600	75A/1A	0075	75A
1A	5A				
V	U1 n,	100	380	100V	kv 380v
	S.n	000	nenu	1	1
	065				
			" 003 247"		
	bAud	9600	4800	9600	
9600					
		9600/4800	9600	(data) 1	8 1
	d.r.e	0000	1	1	
	Qa .	1001	1	1	1001
	S-d	8888			
10	1	9600/4800BPS			
		0 8	1	1	

- 1
- 2
- 3
- 4.
- 5

AC DC220V

" "